



St Woolos Primary

Parent Guide: Spelling Activities

The table below shows you the expected phonics/spelling areas that children work at in each year group.

Foundation Phase	Rec	Phonics - read and write 2, 3, 4 and 5 letter words e.g. at, mat, went, stand; know 42 different sounds to make words. Know Reception high frequency words.
	Year 1	Extend grapheme and phoneme knowledge from Reception. Know Year 1 high frequency words.
	Year 2	Reading and spelling familiar words; decode them; past tense verbs; adding suffixes e.g. ed, es, ing. Know Year 2 high frequency words.
Key Stage Two	Year 3	ie; ei; Suffixes - e.g. al; ed; er; est; Words ending in y; Contractions - e.g. it's, can't; possessive apostrophe e.g. Megan's, child's; simple homophones e.g. their, there, they're
	Year 4	Suffixes doubling letters e.g. forgetting; Prefixes - mis, in, ir, il, im, etc. Suffixes - tion, ly, sure, ture, ous, our; Contractions.
	Year 5	ough; silent letters e.g. autumn; Suffixes - ible, able, cian, sion, tion; singular and plural words; Homophones; Hyphenated words.
	Year 6	Suffixes - ate, ify, ise, en, cial, tial, ery, ary; Prefixes - ambi, preci, delici, suspici, ambit; Homophones;

Why is Spelling so important?

We know that pupils who are able to spell accurately become confident communicators; develop as confident readers, embedding links between spelling and reading; and become confident, independent, future learners directly impacting them as adults.

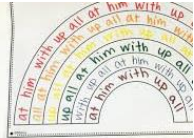

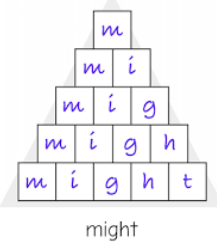
Spelling is a visual and phonic skill. Children see and hear words and learn to read and spell through a variety of ways.

How are children taught spellings?

Phonics lessons are taught daily through a programmed progression, building up a 'bank' of initial letter sounds, using this knowledge to build words and further into learning letter blends which make one sound. Additionally, they are taught the 'Tricky Words', words used frequently in daily life and through writing. They are taught the relationship between spelling, reading and writing. They also learn to spell words that are personal to them through their own writing, e.g. names, etc.

Your child's teacher ensures they are working at a level appropriate to their ability and, when secure, and ready to do so, will move them forward.

How can I help my child learn their spelling words at home? On the next page, you will find a range of ideas which will help you support your child's learning at home.

<p>Matching words and pictures - using the initial sounds for children to identify a variety of sounds.</p>	<p>Write a range of letters on scraps of paper - play 'Word Creator', how many different spelling words can they make using the letters that they have been provided with.</p>	<p>'Rainbow Spelling' - write the spelling words they have been given using different rainbow colours.</p> 	<p>'Speed Words' - how many times can they write a word in a set period of time? Ensuring the word is spelt correctly each time.</p>	<p>Split a word into the different sounds e.g. think - 'th' is one sound, i, n, k are then blended, put together to make think.</p>	<p>'Spelling Spy' - how many of your spelling words can you find in your reading book?</p>
<p>Draw images / pictures around a word - this helps to make the word memorable.</p> 	<p>Write 'Silly Sentences' with the spelling words e.g. My dog <u>wears</u> a blue and green jumper when he has a bath.</p>	<p>Play 'Dial a Word'. As can be seen on a phone keypad, each number has a letter. Write a code from the numbers and ask your child to decode it e.g. vote = 8683.</p>	<p>'Look, Say, Cover, Write, Check'. The child is to look at the word and say it, cover the word, write the word out as they remember it and then check the spelling.</p>	<p>Build a word up gradually in the shape of a pyramid.</p> 	<p>'Word Parts' Write the words, then use a coloured pencil to divide the words into syllables. e.g. jumping caterpillar You could write them using the sounds as shown or underline each sound.</p>

Children in Year One have a test on a Friday, and Year Two on a Thursday. They will bring home a weekly sheet with their new spellings along with their spelling test scores. At KS2, children are given spelling words on a Monday and a test on these words the following Monday. This is a way of testing that the child has practised their given spelling words over the week. Please ask your child how successful they were in their spelling test, encouraging your child by discussing any errors and celebrate successes.

If you have any questions about how you can support your child's learning at home, please contact the school and your query will be sent to your child's class teacher.